




BIG, BIGGER, BIGGEST



BIG, BIGGER, BIGGEST

Directions

1. Lay out the “big,” “bigger,” “biggest” cards.

big

bigger

biggest

2. Find three cards with the same picture.



hammer



hammer



hammer

3. Place each picture under the card that describes its size.

big

bigger

biggest



hammer



hammer



hammer


4. Describe the different pictures.

big hammer,
bigger hammer,
biggest hammer,


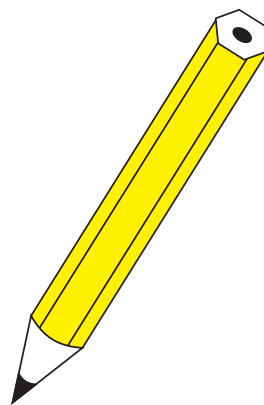
BIG, BIGGER, BIGGEST

Extension 1


1. Draw a shape in 3 sizes. Point and say, “big,” “bigger,” “biggest.”



big



bigger



biggest

BIG, BIGGER, BIGGEST

Extension 2


1. Draw yourself and something bigger than you.



2. Write about it.




house



door




house




door




house




door



hammer



saw



hammer



saw



hammer



saw

big

bigger

biggest

